




FORBES & WALKER TEA BROKERS PVT LTD

WEEKLY TEA MARKET REPORT

SALE NO

28

15TH/17TH
JULY 2024



Overall Market

	QTY (M/KGS)	DEMAND
Ex-Estate	0.76	Good
High & Medium	0.75	Less
Leafy	0.77	Less
Semi-Leafy	0.60	Fair
Tippy/Small Leaf	0.88	Fair
Premium Flowery	0.06	Fair
Off Grade	1.07	Fair
Dust	0.49	Less
Total	5.39	Fair

ORDER OF SALE

SALE NO : 28

15TH/17TH JULY 2024

EX-ESTATE

Mercantile Produce Brokers (Pvt) Ltd
 Bartleet Produce Marketing (Pvt) Ltd
 Asia Siyaka Commodities PLC
 Lanka Commodity Brokers Ltd
 Ceylon Tea Brokers PLC
 John Keells PLC
Forbes & Walker Tea Brokers (Pvt) Ltd
 Eastern Brokers Ltd

LG LARGE LEAF LG SMALL LEAF/BOPI/ PREMIUM

Forbes & Walker Tea Brokers (Pvt) Ltd
 Mercantile Produce Brokers (Pvt) Ltd
 Bartleet Produce Marketing (Pvt) Ltd
 Asia Siyaka Commodities PLC
 Eastern Brokers Ltd
 Ceylon Tea Brokers PLC
 Lanka Commodity Brokers Ltd
 John Keells PLC

HIGH & MEDIUM/OFFGRADE /DUST

Ceylon Tea Brokers PLC
 Eastern Brokers Ltd
 John Keells PLC
 Asia Siyaka Commodities PLC
 Mercantile Produce Brokers (Pvt) Ltd
Forbes & Walker Tea Brokers (Pvt) Ltd
 Bartleet Produce Marketing (Pvt) Ltd
 Lanka Commodity Brokers Ltd

AUCTION DETAILS

AT THIS WEEK'S SALE 10,793 LOTS TOTALLING 5,392,715 KGS WERE ON OFFER. THE BREAKDOWN IS AS FOLLOWS:

	LOTS	QUANTITY
Ex Estate	745	765,911
Main Sale - High & Medium	1,688	752,385
Low Grown - Leafy	1,985	771,768
Low Grown - Semi Leafy	1,434	601,036
Low Grown - Tippy	1,878	878,656
Premium Flowery	387	63,316
Off Grades	2,138	1,067,688
Dust	538	491,955
Total	10,793	5,392,715
Re - Prints	759	356,296

SETTLEMENT DATES

19/07/2024 23/07/2024 24/07/2024

10% Payment Buyers Prompt Sellers Prompt

Quality

A selection of Western High Grown teas were improved, whilst teas from the Eastern slopes and Low Grown teas were fairly similar to last.

COMMENTS

Total auction offerings declined marginally and totalled 5.3 M/Kgs vis-à-vis a 5.5 M/Kgs on offer the previous week. Well-made teas in the High Grown appreciated, whilst Low Grown sold firm on last. The others witnessed price fluctuations primarily following qualitative aspects.

Ex-Estate offerings totalled 0.76 M/Kgs, marginally higher volume over the previous week. Quality of teas from the Western slopes were improved, whilst the others were similar to last.

Improved demand for a selection of Westerns in the Best and Below Best categories, for both BOP & BOPF grades where prices were dearer by Rs.50-100 per kg. The others in the Best and Below Best categories were irregular following quality. Prices at the lower end of the market continued to remain reasonably firm providing positive predictions for the future of tea prices..

High & Mid Grown CTC's and particularly the better teas often witnessed a similar trend in prices to last week, whilst the corresponding Low Grown varieties gained by Rs. 20-40 per kg.

Low Grown comprised of 2.25 M/Kgs. The Leafy category met with less demand, whilst the Semi-Leafy and Tippy categories met with fair demand.

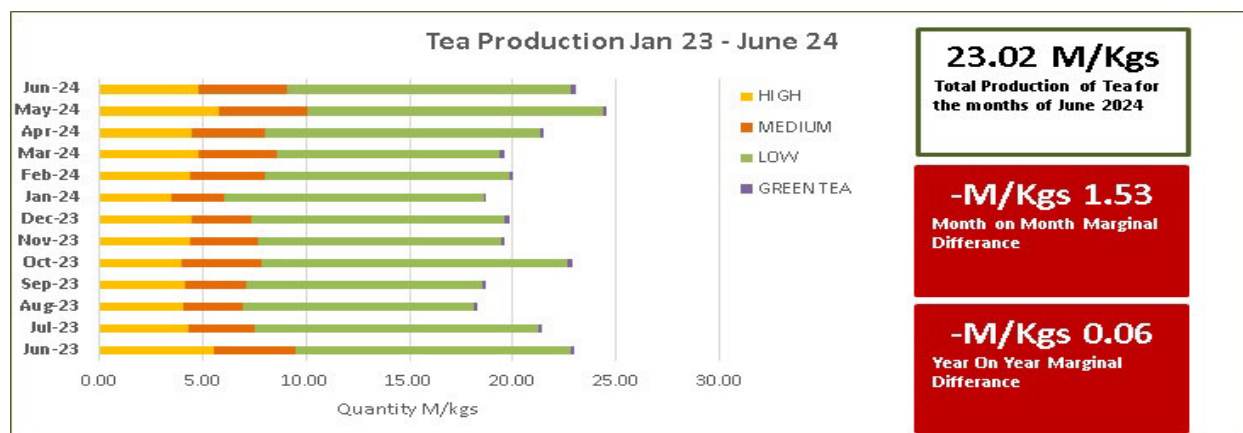
In the Leafy and Semi-Leafy catalogues, Best BOP1's maintained, whilst the Below Best varieties and the clean leaf teas at the bottom declined. OP1's, in general, were easier. Well-made OPA's were fully firm, whilst the Below Best together with the clean leaf teas at the bottom declined. Well-made PEK's maintained. The Below Best varieties were easier. Clean leaf teas at the bottom were fully firm. PEK1's, in general, were easier.

In the Tippy catalogues, Select Best and Best FBOP's were firm on last, whilst the Below Best together with the teas at the bottom declined. The bolder varieties too followed a similar trend. Well-made FF1's were sold around last levels, whilst the others, in general, declined.

In the Premium catalogues, Few Select Best Tippy teas were firm to dearer, whilst the Best together with the Below Best varieties were irregular following quality.

****NOTE** Next week's Auction (Sale No. 29) is scheduled for Monday, 22nd and Tuesday, 23rd July 2024.

NATIONAL TEA PRODUCTION



- Production for the Month was recorded at 23.02 M/Kgs in June 2024 (↓ of 0.06 M/Kgs)
- Cumulative Quantity produced stands at 127.43 M/Kgs (↓ of 7.23 M/Kgs)
- Lowest Mid Year production figure recorded since 1993 (117.2 M/Kgs)

June 2023/2022/2021

* Sri Lanka Tea Production for the month of June 2024 totalled 23.02 M/Kgs, recording a decline of 0.06 M/Kgs vis-à-vis 23.08 M/Kgs of June 2023. All Elevations have recorded an increase except for the High Grown in comparison with the corresponding period of 2023.

* Compared to 20.77 M/Kgs of June 2022, the corresponding month shows an increase of 2.75M/Kgs (Refer table below).

ELEVATION	TOTAL	TOTAL	(2023-2022)		TOTAL	(2023-2021)	
	2024	2023	Variance (Mkg)	%	2022	Variance (Mkg)	%
HIGH	4,815,161	5,551,193	-0.74	-13.26%	4,061,800	0.75	18.55%
MEDIUM	4,272,383	3,972,889	0.30	7.54%	2,858,814	1.41	49.45%
LOW	13,708,683	13,403,472	0.31	2.28%	13,225,440	0.48	3.65%
GREEN TEA	228,160	160,922	0.07	41.78%	131,884	0.10	73.00%
TOTAL	23,024,387	23,088,476	-0.06	-0.28%	20,277,938	2.75	13.54%

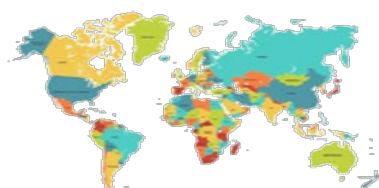
January-June 2024/2023/2022

* January-June 2024 cumulative production totalled 127.43 M/Kgs, recording a decrease of 7.23 M/Kgs vis-à-vis 134.66 M/Kgs of January-June 2023. Compared to the corresponding period in 2023, all elevations have shown variances in the year 2024.

* Compared to 133.30 M/Kgs of January-June 2022, cumulative production of 2024 shows a decrease of 5.87 M/Kgs. On a cumulative basis, high & low elevations have shown a decrease whilst Medium Grown & Green Tea have recorded marginal gains against the corresponding period of 2022. (Refer table below).

ELEVATION	TOTAL	TOTAL	(2023-2022)		TOTAL	(2023-2021)	
	2024	2023	Variance (Mkg)	%	2022	Variance (Mkg)	%
HIGH	27,910,200	31,574,894	-3.66	-11.61%	31,323,187	-3.41	-10.90%
MEDIUM	22,019,965	22,039,954	-0.02	-0.09%	21,437,199	0.58	2.72%
LOW	76,425,735	79,856,275	-3.43	-4.30%	79,674,478	-3.25	-4.08%
GREEN TEA	1,077,835	1,194,620	-0.12	-9.78%	866,908	0.21	24.33%
TOTAL	127,433,735	134,665,743	-7.23	-5.37%	133,301,773	-5.87	-4.40%

NATIONAL TEA EXPORTS



Key Highlights:

- * Monthly Exports have been recorded at 20.95 M/Kgs - (Decrease of 0.45 M/Kgs against 2023)
- * F.O.B Value records Rs. 1,771.01. for the month (USD 5.84) - (Increase of Rs. 196.04 and USD 0.63 against 2023)
- * Cumulative Exports recorded 119.11 M/Kgs - (Increase of 6.89 M/Kgs YoY)
- * Cumulative F.O.B Value reaches Rs. 1,771.05 (USD 5.80), recording a Rs. 99.61 decrease
- * And a gain of USD 0.15 against the corresponding year-to-date period of 2023
- * Iraq maintains the top position among leading importer countries of Ceylon Tea for the cumulative period in 2024

June 2024/2023

* Tea Exports for the month of June 2024 totalled 20.95 M/Kgs, showing a negative variance of 0.45 M/Kgs vis-à-vis 21.41 M/Kgs of June 2023. All categories except for Bulk Tea, Tea Bags & Green Tea have shown negative variances in comparison with the corresponding month of the previous year.

* FOB value in June 2024 was recorded at Rs. 1,771.01, an increase of Rs. 196.04 YoY compared to Rs. 1,568.97 of June 2023. All categories have witnessed positive variances except for Green Tea in LKR and USD terms respectively (Refer table below).

	Quantity			Approx.FOB per kg.Rs/Cts			Approx.FOB per kg.USD/Cts		
	2024	2023	Variance	2024	2023	Variance	2024	2023	Variance
Tea In Bulk	10,413,129	9,387,202	1,025,927	1553.98	1,335.12	218.86	5.14	4.44	0.70
Tea Packets	8,027,968	9,700,276	-1,672,308	1642.63	1,481.20	161.43	5.44	4.92	0.51
Tea Bags	1,924,642	1,703,264	221,378	2833.07	2,656.34	176.73	9.37	8.83	0.55
Instant	264,003	306,590	-42,587	3309.03	2,870.83	438.20	10.95	9.54	1.41
Green Tea	326,562	316,846	9,717	3959.39	4,079.18	-119.79	13.10	13.56	-0.46
Grand Total	20,956,305	21,414,178	-457,873	1765.01	1,568.97	196.04	5.84	5.21	0.63

Source – Sri Lanka Customs /Oanda Exchange Rates

JANUARY-JUNE 2024/2023

* January-June 2024 cumulative exports totalled 119.11 M/Kgs, recording an increase of 6.89 M/Kgs vis-à-vis 112.21 M/Kgs of January-June 2023. All categories except for Bulk Tea and Tea Bags have recorded negative variances against the same period of the previous year.

* FOB value for the period stood at Rs. 1,771.05, a decrease of Rs.99.61 vis-à-vis Rs. 1,870.66 of January-June 2023. However, in USD terms records and increase of USD 0.15 YoY.

* All categories showed negative variances in LKR terms, while marginal gains were recorded in USD terms when compared to the corresponding period in 2023 (Refer table below).

	Quantity			Approx.FOB per kg.Rs/Cts			Approx.FOB per kg.USD/Cts		
	2024	2023	Variance	2024	2023	Variance	2024	2023	Variance
Tea In Bulk	56,322,260	48,210,977	8,111,283	1,522.93	1,575.04	-52.11	4.99	4.76	0.23
Tea Packets	47,026,875	49,150,663	-2,123,788	1,680.77	1,776.28	-95.51	5.51	5.37	0.14
Tea Bags	12,260,707	11,030,417	1,230,290	2,724.77	2,947.62	-222.85	8.93	8.91	0.02
Instant	1,339,389	1,571,284	-231,895	3,245.02	3,440.19	-195.17	10.63	10.40	0.24
Green Tea	2,163,564	2,254,619	-91,055	3,875.05	3,886.62	-11.57	12.70	11.75	0.95
Grand Total	119,112,795	112,217,960	6,894,835	1771.05	1,870.66	-99.61	5.80	5.65	0.15

Iraq has been ranked No. 01 amongst major importers of Ceylon Tea with a total of 14.67M/Kgs, an a marginal decline of 0.40% YoY in January-June 2024 against the previous year's 14.73 M/Kgs, whilst Russia at 2nd place has witnessed an increase of 5.75% YoY with 13.05 M/Kgs vis-a-vis 12.34 M/Kgs recorded in 2023. The U.A.E with 11.92 M/Kgs (59.01% increase YoY) followed by Türkiye (8.63M/Kgs), Iran (6.29 M/Kgs) and China (5.86 M/Kgs) have been cited as other major importers of Ceylon Tea in the period of January-June 2024.))

CROP AND WEATHER

FOR THE PERIOD 09th - 15th July 2024

Western/Nuwara Eliya Regions



The Nuwara Eliya Region reported sunny weather with sporadic showers during evenings, whilst the Western Region reported sporadic showers throughout the week. The Department of Meteorology expects heavy rain in both regions and windy conditions in the week ahead.

Uva/Udapussellawa Regions



Bright weather with sporadic showers were reported in the Uva and Udapussellawa regions throughout the week.

Low Grown



Bright mornings and sporadic evening showers were reported in the Low Grown Region throughout the week. Heavy rain is expected in the Low Grown Region in the week ahead according to the Department of Meteorology.

Crop

The Western, Nuwara Eliya and Uva regions maintained in the crop intake, whilst the Udapussellawa and the Low Grown regions reported a slight decline.



HIGH GROWN TEAS

■ Incline from last week
■ Decline from last week
■ Static Market

BOP

Best Western's - Select invoices gained up to Rs. 50-100 per kg and more following special inquiry, whilst the others were irregular following quality. In the Below Best category, a select range of teas appreciated, here again, by up to Rs. 100 per kg, whilst the others were irregular following quality. Plainer sorts sold around last week's levels. Nuwara Eliya's - No offerings. Uda Pussellawa's were barely steady. Uva's sold around last.

BOPF

Best Western's appreciated by Rs. 20-40 per kg. In the Below Best category, a few select improved sorts appreciated by Rs. 50 per kg and more following special inquiry, whilst the others remained firm at last week's price levels. Plainer sorts were firm & dearer all to a lesser extent towards the close. Nuwara Eliya's mostly discounted and Unsold. Uva/Uda Pussellawa's sold around last.

OP/OPA

OP/OPA's, in general, were easier by Rs.50 per kg or more at times.

PEKOE/PEKOE1

A limited selection of flavoury PEK's that were available were firm to dearer. Well-made Orthodox Leafy PEK/PEK1's, in general, were firm on last, whilst the others at the lower end were irregularly easier. Few select best Rotovane PEK's sold at last week levels following special inquiry. Others were irregular and mostly dearer.

FBOP/FBOPF1

A limited selection of flavoury FBOP's were irregularly dearer. Orthodox Leafy FBOP's in general, were easier by Rs. 50-100 per kg. FF1's were easier by Rs. 50-100 per kg.

QUOTATIONS LKR SALE DTE	BOP		BOPF		PEKOE/FBOP		OP	
	09/10 Jul	15/17 Jul	09/10 Jul	15/17 Jul	09/10 Jul	15/17 Jul	09/10 Jul	15/17 Jul
Best Westerns	1380-1600	1360 - 1550	1340-1480	1360 - 1400	1360-2050	1320 - 1850	1040-1260	1020 - 1360
Below Best Westerns	1160-1360	1200 - 1320	1160-1320	1280 - 1340	1020-1340	1000 - 1300	920-1020	940 - 1000
Plainer Westerns	980-1140	1040 - 1180	1040-1160	1100 - 1260	800-1000	780 - 980	780-900	760 - 920
Nuwara Eliyas	N/A	N/A	N/A	N/A	940-1700	1080 - 1850	1280	N/A
Brighter Udupussellawas	1080-1140	1080 - 1100	1140-1180	1160 - 1220	1260-2000	1220 - 1900	1000-1320	940 - 1260
Other Udupussellawas	1020-1040	1000 - 1060	1080-1120	1020 - 1120	820-1240	780 - 1200	800-980	780 - 920
Best Uvas	1140	1160 - 1340	1160-1220	1140 - 1220	1300-1950	1260 - 1900	1000-1380	980 - 1320
Other Uvas	1040-1080	1080 -	1100-1120	1050 - 1100	800-1280	780 - 1240	760-980	740 - 960

MEDIUM GROWN TEAS

■ Incline from last week
■ Decline from last week
■ Static Market

BOP	Firm to dearer.
BOPF	Generally firm.
OP/OPA	OP/OPA's, in general, easier by Rs. 50-100 per kg.
PEKOE/PEKOE1	PEK/PEK1's, in general, were easier by Rs.50 per kg or more at times.
FBOP/FBOPF1	FBOP's in general, were easier by Rs. 50-100 per kg. Well-made FF1's were firm to easier by Rs. 50 per kg, whilst teas at the lower end were easier by Rs. 50-100 per kg.

QUOTATIONS LKR SALE DTE	BOP		BOPF		PEKOE/FBOP		OP	
	09/10 Jul	15/17 Jul	09/10 Jul	15/17 Jul	09/10 Jul	15/17 Jul	09/10 Jul	15/17 Jul
Good Mediums	1200-1900	1160 - 1900	1200-1220	1200 - 1240	1400-2100	1360 - 2050	1080-1460	1020 - 1360
Other Mediums	790-1160	810 - 1080	770-1080	730 - 1120	820-1380	800 - 1340	800-1060	760 - 1000

UNORTHODOX / CTC TEAS

HIGH GROWN	BP1s - Firm. PF1s - Better sorts mostly remained firm at last levels ,whilst the others were irregular following quality.
MEDIUM GROWN	BP1s - Irregular. PF1s - Teas in the higher price bracket-few select invoices sold around last week's levels, whilst the others declined by Rs. 20 per kg and more towards the close.
LOW GROWN	BP1s - Firm. PF1s - Dearer by Rs.20-40 per kg and more following special inquiry.

QUOTATIONS LKR SALE DTE	BP1		PF1	
	09/10 Jul	15/17 Jul	09/10 Jul	15/17 Jul
High Grown	1200	1180 -	1080-1200	1080 - 1200
Medium Grown	N/A	1220 -	1120-1200	1120 - 1200
Low Grown	N/A	1140 - 1320	1220-1420	1220 - 1420

OFF GRADES

■ Incline from last week
■ Decline from last week
■ Static Market

FGS1/FGS

A few Select Best clean leaf invoices declined by Rs. 20-40 per kg. Others where quality maintained were firm to selectively dearer. Below Best varieties were easier by Rs. 25-50 per kg following quality. Teas at the bottom end of the market were firm to irregularly lower. Low Grown - Firm. High Grown CTC's - varieties maintained, whilst the balance were dearer by Rs. 10-20 per kg.

BROKENS

Select Main Grade reducer varieties in the Best category gained following quality, whilst the others were firm. Below Best and the Poorer sorts were firm to easier by Rs. 10-20 per kg.

BOP1A

Main Grade reducer varieties were firm on last, whilst the balance were irregular following quality. Below Best varieties together with the poorer sorts were firm to easier by Rs. 10-20 per kg.

QUOTATIONS LKR

SALE DTE	HIGH		MEDIUM		LOW	
	09/10 Jul	15/17 Jul	09/10 Jul	15/17 Jul	09/10 Jul	15/17 Jul
Better Fannings (Orthodox)	830-1240	800 - 1200	800-920	780 - 1120	800-960	780 - 960
Better Fannings (CTC)	840-890	820 - 890	790-1040	800 - 1020	780-1320	800 - 1300
Other Fannings (Orthodox)	710-780	650 - 770	700-780	660 - 760	700-780	650 - 760
Other Fannings (CTC)	N/A	N/A	760-780	780 - 790	740-770	770 - 790
Good Brokens	800-1140	780 - 1120	800-1420	780 - 1400	810-1480	780 - 1600
Other Brokens	710-780	680 - 760	650-770	640 - 760	650-780	640 - 760
Better BOP1As	780-1080	770 - 880	780-1120	760 - 1300	800-1500	780 - 1550
Other BOP1As	730-770	700 - 750	700-760	710 - 750	620-770	600 - 760

DUSTS

DUST1

Select Best Dust1's declined substantially by Rs. 100 per kg and more at times, whilst the Best Dust1's also declined by Rs. 60-80 per kg. The Below Best varieties were firm to easier by Rs. 20-40 per kg, whilst the poorer sorts remained firm. Low Grown - Best varieties declined by Rs. 50-100 per kg and more at times, whilst the Below Best varieties together with the poorer sorts were firm to dearer by Rs. 30-50 per kg. Best High & Medium Grown CTC's were firm to easier by Rs. 20-40 per kg, whilst the Below Best varieties together with the poorer sorts also declined by the same range. Best Low Grown varieties declined by Rs. 40-50 per kg, whilst the Below Best and poorer sorts also declined by Rs. 30-50 per kg.

DUST

Clean leaf secondaries were firm to dearer by Rs. 20-40 per kg, whilst the poorer sorts were dearer by Rs. 40-60 per kg. Best Low Grown varieties declined by Rs. 40-60 per kg, whilst the poorer sorts remained firm.

QUOTATIONS LKR

SALE DTE	HIGH		MEDIUM		LOW	
	09/10 Jul	15/17 Jul	09/10 Jul	15/17 Jul	09/10 Jul	15/17 Jul
Better Primary Dust (Orthodox)	1250-1800	1200 - 1650	960-1100	1000 - 1160	980-1100	940 - 1040
Better Primary Dust (CTC) P. Dust	N/A	1050 - 1240	1100-1240	1100 - 1220	1100-1300	1060 - 1240
Below Best Primary Dust (Orthodox)	1060-1220	1020 - 1180	850-950	860 - 980	850-960	830 - 920
Other Primary Dust (CTC) P. Dust	1000	940 - 1040	890-1080	960 - 1080	890-1080	870 - 1040
Other Primary Dust (Orthodox)	940-1050	680 - 1000	750-840	760 - 850	750-840	710 - 820
Better Secondary Dust	1020-1120	1050 - 1160	840-870	860 - 960	1020-1300	1000 - 1200
Other Secondary Dust	750-1000	720 - 1020	740-820	740 - 840	750-1000	750 - 950

LOW GROWN TEAS

■ Incline from last week
■ Decline from last week
■ Static Market

FBOP/FBOP1	Select Best and Best FBOP's were firm on last, whilst the Below Best and the teas at the bottom declined. The bolder varieties too followed a similar trend. FBOP1's, in general, were firm.
BOP	BOP's, in general, were firm.
BOP1	Select Best and Best BOP1's were firm, whilst the Below Best varieties together with the clean leaf teas at the bottom declined.
OP1	OP1's, in general, were easier.
OP	Well-made OP's were fully firm, whilst the balance declined.
OPA	Well-made OPA's were firm to selectively dearer, whilst the balance declined.
PEKOE	Select Best and Best PEK's were firm, whilst the Below Best were easier. Clean leaf teas at the bottom maintained. PEK1's, in general, were easier.
BOPF	BOPF's, in general, were firm on last.
FBOPF/FBOPF1	Few Select Best Tippy teas were firm to dearer, whilst the Best together with the Below Best varieties were irregular following quality. Well-made FF1's were sold around last levels, whilst the others, in general, declined.

QUOTATIONS LKR SALE DTE	SELECT BEST		BEST		BELOW BEST		OTHERS	
	09/10 Jul	15/17 Jul	09/10 Jul	15/17 Jul	09/10 Jul	15/17 Jul	09/10 Jul	15/17 Jul
FBOP 1	1800-2200	1800 - 2200	1650-1750	1650 - 1750	1550-1600	1550 - 1600	1150-1200	1150 - 1200
FBOP	2200-2300	2200 - 2300	1900-1950	1900 - 1950	1700-1750	1650 - 1700	1150-1200	1100 - 1150
BOP 1	2350-3200	2350 - 3200	1950-2300	1950 - 2300	1450-1700	1300 - 1600	1000-1400	1000 - 1280
BOP	1850-2100	1900 - 2200	1650-1750	1650 - 1750	1350-1400	1350 - 1400	1150-1200	1150 - 1200
BOPF	1500-1950	1500 - 1950	950-1050	950 - 1050	850-900	850 - 900	750-800	750 - 800
FBOPF (TIPPY)/FBOPF SP	6300-6800	6400 - 6900	4600-5200	4600 - 5200	3200-4000	3000 - 3800	1200-1400	1150 - 1350
FBOPF 1	1950-2100	1950 - 2100	1850-1900	1800 - 1850	1500-1550	1450 - 1500	1000-1100	1000 - 1050
FBOPF	1950-2400	1850 - 2200	1650-1700	1600 - 1650	1500-1550	1450 - 1500	1150-1250	1100 - 1200
OP 1	2350-3400	2350 - 3400	2050-2300	2050 - 2300	1600-1950	1500 - 1900	800-1550	750 - 1450
OP	1500-1800	1500 - 1800	1400-1480	1400 - 1480	1220-1380	1200 - 1340	850-1200	800 - 1180
OPA	1460-2100	1460 - 2250	1320-1440	1320 - 1440	1180-1300	1140 - 1260	800-1160	750 - 1120
PEKOE	1800-2300	1800 - 2200	1650-1750	1600 - 1750	1300-1550	1250 - 1500	900-1250	850 - 1200
PEK 1	1800-2300	1750 - 2150	1600-1750	1600 - 1700	1400-1550	1400 - 1550	1000-1300	1000 - 1300

TOP PRICE

WESTERN MEDIUM			
Harangalla	BOP	@	1900
Rilagala	BOPSp	@	1750
Kenilworth	BOPSp		1750
Doombagastalawa	BOPSp	@	1700
Ancoombra	BOPF/BOPFSp		1600
Harangalla	BOP1	@	1800
Harangalla	FBOP/FBOP1	@	2050
Ancoombra	FBOP/FBOP1		2050
Craighead	FBOP/FBOP1	@	1950
Ancoombra	FBOPF/FBOPF1		1950
Harangalla	FBOPF/FBOPF1	@	1900
Dartry Valley	FBOPF/FBOPF1		1900
Dartry Valley	OP/OPA		1360
New Rothschild	OP1		1800
Meezan	PEK/PEK1		1750
Uplands	PEK/PEK1		1750
WESTERN HIGH			
Robgill	BOP		1550
Norwood	BOP		1550
Dessford	BOP	@	1500
Cymru	BOP		1500
Queensberry	BOPSp	@	1650
Dessford	BOPSp	@	1550
Robgill	BOPF/BOPFSp		1400
Alton	BOPF/BOPFSp	@	1380
Norwood	BOPF/BOPFSp	@	1380
Bambarakelly	BOP1		1750
Bogahawatte	FBOP/FBOP1		1850
Bambarakelly	FBOPF/FBOPF1	@	1900
St Andrews	OP/OPA		1360
Bambarakelly	OP/OPA	@	1280
Bambarakelly	OP1	@	1550
Frotoft Super	PEK/PEK1		1650
Bambarakelly	PEK/PEK1	@	1600
Somerset	PEK/PEK1	@	1550
NUWARA ELIYAS			
Kenmare	FBOP/FBOP1		1850
Kenmare	OP/OPA	@	1020
Lovers Leap	PEK/PEK1		1300
Court Lodge	PEK/PEK1	@	1240
Mahagastotte	PEK/PEK1	@	1240
UDAPUSSELLAWAS			
Alma	BOP		1800
Luckyland	BOPSp		1380
Luckyland	BOPF/BOPFSp		1220
Alma	BOP1		1700
Alma	FBOP/FBOP1		1900
Alma	FBOPF/FBOPF1		1800

UDAPUSSELLAWAS		
Alma	OP/OPA	1260
Delmar	OP/OPA	@ 1180
Alma	OP1	1420
Alma	PEK/PEK1	1700
LOW GROWNS		
New Panilkanda	BOP	2250
New Hopewell	BOP	@ 2200
Wikiliya	BOP	2200
Peak View Super	BOP	2200
Suduwelipothahena Super	BOP	2200
Sisiramba Super	BOP	2200
Lumbini	BOP	2200
Selna	BOP	2200
KDU Super	BOP	2200
Ceciliyan	BOP	2200
Ceciliyan	BOPSp	2100
Kelani	BOPSp	@ 2050
New Gurugodella	BOPSp	2050
Kiruwanaganga	BOPF	@ 1950
Andaradeniya Super	BOPFSp	2250
ACU Super	FBOP	2550
Golden Garden	FBOP	2500
Gunawardena	FBOP	@ 2450
New Deniyaya	FBOP1	@ 2250
Wattahena	FBOP1	2250
New Batuwangala	FBOPF	2250
Palinda Nuwara	FBOPF	@ 2200
New Laksakanda	FBOPF	2200
Makandura	FBOPF1	2250
Golden Garden	FBOPF1	2200
Adams View	FBOPF1	@ 2150
Lakvinka	FBOPF1	2150
Kiruwanaganga	FBOPF1	2150
Wattahena	FBOPF1	2150
New Vithanakanda	BOP1	3200
Pothotuwa	BOP1	@ 2900
Sunrise	OP1	3400
New Vithanakanda	OP1	2500
Pothotuwa	OP1	@ 2400
Susantha	OP	1800
Green Lanka	OP	1800
Mulatiyana Hills	OP	1800
Liyonta	OPA	2250
Lumbini	PEK	2200
Galatara	PEK1	2150

@ - SOLD BY FORBES & WALKER TEA BROKERS (PVT) LTD. ** - ALL TIME RECORD PRICE. * - EQUAL ALL TIME RECORD PRICE

UVA MEDIUM			
Demodera 'S'	BOP		1850
Dickwella	BOP		1800
Blossoms Uva Tea	BOP	@	1700
Shawlands	BOP	@	1700
Demodera 'S'	BOPSp	@	1700
Blossoms Uva Tea	BOPSp	@	1650
Dickwella	BOPF/BOPFSp	@	1750
Halpewatte Uva	BOP1		1850
Telbedde	FBOP/FBOP1		1950
Halpewatte Uva	FBOPF/FBOPF1		1850
Telbedde	FBOPF/FBOPF1	@	1800
Ury	FBOPF/FBOPF1		1800
Telbedde	OP/OPA		1340
Aruna Passara	OP1		1750
Halpewatte Uva	PEK/PEK1		1750
UVA HIGH			
Glenanore	BOP		1750
Gonamotawa	BOPSp	@	1750
Battawatte	BOPF/BOPFSp		1480
Nayabedde	BOPF/BOPFSp	@	1220
Mahadowa	BOP1		1800
Gonamotawa	FBOP/FBOP1	@	1900
Ellathota Uva	FBOP/FBOP1	@	1850
Ranaya	FBOP/FBOP1		1850
Ranaya	FBOPF/FBOPF1		1850
Gonamotawa	FBOPF/FBOPF1	@	1800
Aislaby	FBOPF/FBOPF1		1800
Battawatte	OP/OPA		1320
Glenanore	OP/OPA		1320
Ranaya	OP1		1650

UVA HIGH			
Aislaby	OP1	@	1600
Mount Uva	PEK/PEK1		1650
Ellathota Uva	PEK/PEK1		1650
Aislaby	PEK/PEK1		1650
UNORTHODOX HIGH			
Dunsinane CTC	PF1	@	1200
Ulugedara CTC	PF1		1200
Dunsinane CTC	BP1	@	1180
Dunsinane CTC	BPS		1180
UNORTHODOX MEDIUM			
New Peacock CTC	PF1		1200
New Peacock CTC	BP1	@	1220
Aultmore CTC	BPS	@	1040
UNORTHODOX LOW			
Hingalgoda CTC	PF1		1420
Ceciliyan CTC	BP1		1320
PREMIUM FLOWERY			
New Hopewell	FBOPFSp		6850
Fortune	FBOPFSp	@	6800
New Falcon Lanka	FBOPFExSp		8050
Kiruwanaganga	FBOPFExSp	@	7250
Peak Paradise Super	FBOPFExSp1		8350
DUSTS			
Mattakelle	Dust1		1650
Dunsinane CTC	PD		1240
Ceciliyan CTC	PD		1240
OFF GRADES			
Mattakelle	FGS/FGS1		1200
Hingalagoda CTC	PFGS		1300
Aruna	BM		1200
Chandrika Estate	BM	@	1180
Chandrika Estate	BP	@	1600
Aldora	BOP1A	@	1550
Chandrika Estate	BOP1A		1550

@ - SOLD BY FORBES & WALKER TEA BROKERS (PVT) LTD. ** - ALL TIME RECORD PRICE. * - EQUAL ALL TIME RECORD PRICE

QUANTITY SOLD

DURING THE PERIOD 8TH-13TH JULY 2024	WEEKLY (KGS)		TODATE (KGS)	
	2024	2023	2024	2023
PRIVATE SALES	139,943	115,196	3,408,417	2,758,829
PUBLIC AUCTION	4,939,639	5,383,098	128,484,704	132,708,204
FORWARD CONTRACTS	50,520	57,400	1,016,010	1,650,468
DIRECT SALES	NIL	NIL	NIL	NIL
TOTAL	5,130,102	5,555,694	132,909,131	137,117,501
BMF EXCLUDED FROM PRIVATE SALE	24,480	37,182	1,239,802	1,355,598

(QUANTITY SOLD AND THE AVERAGE PRICE PER AUCTION)

	Quantity (M/kgs)			AVG Price (LKR)			Avg Price (USD)		
	2024	2023	2022	2024	2023	2022	2024	2023	2022
03RD JULY 2024	4.61	5.44	4.63	1244.92	1000.48	1401.12	4.14	3.34	3.94
10TH JULY 2024	4.94	5.38	4.49	1281.35	995.38	1471.41	4.27	3.25	4.11

Source: Central Bank of Sri Lanka / Buying Rates

RATES OF EXCHANGE

SRI LANKA RUPEE APPROX PER UNIT OF CURRENCY

YEAR	2024	2023	2022
USD	297.73	314.95	357.85
STG.PD	384.57	412.32	424.63
EURO	322.55	353.18	360.42
YEN	1.86	2.26	2.57

Source: Central Bank of Sri Lanka / Buying Rates

PUBLIC AUCTION/GROSS SALES AVERAGE

SALE NO 27 09TH/10TH JULY 2024	WEEKLY(LKR)			TODATE (LKR)			WEEKLY(USD)			TODATE(USD)		
	2024	2023	2022	2024	2023	2022	2024	2023	2022	2024	2023	2022
Uva High Grown	1122.35	837.64	1206.18	1113.90	1021.80	937.71	3.74	2.74	3.37	3.67	3.10	3.26
Western High Grown	1195.72	867.46	1225.36	1194.97	1182.89	924.22	3.99	2.83	3.42	3.94	3.59	3.22
CTC High Grown	1064.30	796.75	1012.15	1121.25	1070.71	782.44	3.55	2.60	2.83	3.70	3.25	2.72
High Grown (Summary)	1170.52	857.02	1217.59	1169.02	1133.90	928.53	3.90	2.80	3.40	3.85	3.44	3.23
Uva Medium Grown	1172.33	919.44	1381.64	1155.75	1043.30	1010.56	3.91	3.00	3.86	3.81	3.16	3.52
Western Medium Grown	1071.84	845.12	1034.24	1086.72	1023.69	838.22	3.58	2.76	2.89	3.58	3.10	2.92
CTC Medium Grown	971.77	737.72	895.83	980.60	966.05	698.57	3.24	2.41	2.50	3.23	2.93	2.43
Medium Grown (Summary)	1109.21	869.28	1158.47	1109.89	1029.91	892.18	3.70	2.84	3.24	3.66	3.12	3.10
Orthodox Low Grown	1387.75	1099.75	1651.74	1398.16	1310.26	1196.44	4.63	3.59	4.62	4.61	3.97	4.16
CTC Low Grown	918.54	831.21	1227.38	1017.55	965.92	775.10	3.06	2.72	3.43	3.35	2.93	2.70
Low Grown(Summary)	1363.68	1086.23	1627.65	1372.85	1291.24	1167.79	4.55	3.55	4.55	4.53	3.91	4.06
Total	1281.35	995.38	1471.41	1284.32	1213.75	1069.23	4.27	3.25	4.11	4.23	3.68	3.72

Source: Oanda Exchange Rates

Source: MSL - Averages

SRI LANKA TEA PRODUCTION (M/KGS)

JUNE 2024

Elevation	CTC		CHANGE 23/24		ORTHODOX		CHANGE 23/24		TOTAL		CHANGE 23/24	
	2024	2023	Actual	%	2024	2023	Actual	%	2024	2023	Actual	%
HIGH	573,625	503,747	0.07	13.87	4,241,536	5,047,446	-0.81	-15.97	4,815,161	5,551,193	-0.74	-13.26
MEDIUM	681,771	761,089	-0.08	-10.42	3,590,612	3,211,800	0.38	11.79	4,272,383	3,972,889	0.30	7.54
LOW	868,792	815,775	0.05	6.50	12,839,891	12,587,697	0.25	2.00	13,708,683	13,403,472	0.31	2.28
GREEN TEA	000	000	0.00	N/A	000	000	0.00	N/A	228,160	160,922	0.07	41.78
T/B Adjustment	000	000	0.00	N/A	000	000	0.00	N/A	00	00	00	00
TOTAL	2,124,188	2,080,611	0.04	2.09	20,672,039	20,846,943	-0.17	-0.84	23,024,387	23,088,476	-0.06	-0.28

JANUARY - JUNE 2024

Elevation	CTC		CHANGE 23/24		ORTHODOX		CHANGE 23/24		TOTAL		CHANGE 23/24	
	2024	2023	Actual	%	2024	2023	Actual	%	2024	2023	Actual	%
HIGH	2,915,059	2,863,064	0.05	1.82	24,995,141	28,711,830	-3.72	-12.94	27,910,200	31,574,894	-3.66	-11.61
MEDIUM	3,402,768	4,121,362	-0.72	-17.44	18,617,197	17,918,592	0.70	3.90	22,019,965	22,039,954	-0.02	-0.09
LOW	5,138,822	5,174,266	-0.04	-0.69	71,286,913	74,682,009	-3.40	-4.55	76,425,735	79,856,275	-3.43	-4.30
GREEN TEA	000	000	0.00	N/A	000	000	0.00	N/A	1,077,835	1,194,620	-0.12	-9.78
T/B Adjustment	000	000	0.00	N/A	000	000	0.00	N/A	00	00	00	00
TOTAL	11,456,649	12,158,692	-0.70	-5.77	114,899,251	121,312,431	-6.41	-5.29	127,433,735	134,665,743	-7.23	-5.37

SRI LANKA TEA EXPORTS

DESCRIPTION	QUANTITY (kgs)	VALUE	APPROX AVG UNIT FOB VALUE PER KG.RS/CTS
JUNE 2024			
Tea In Bulk	10,413,129	16,181,799,011	1,553.98
Tea In Packets	8,027,968	13,186,981,259	1,642.63
Tea In Bags	1,924,642	5,452,651,944	2,833.07
Instant Tea	264,003	873,594,135	3,309.03
Green Tea	326,562	1,292,987,287	3,959.39
Total	20,956,304	36,988,013,636	1,765.01
JUNE 2023			
Tea In Bulk	9,387,202	12,533,044,856	1,335.12
Tea In Packets	9,700,276	14,368,050,463	1,481.20
Tea In Bags	1,703,264	4,524,456,543	2,656.34
Instant Tea	306,590	880,169,288	2,870.83
Green Tea	316,846	1,292,469,847	4,079.17
Total	21,414,178	33,598,190,997	1,568.97
JANUARY TO JUNE 2024			
Tea In Bulk	56,322,260	85,774,847,097	1,522.93
Tea In Packets	47,026,875	79,041,392,324	1,680.77
Tea In Bags	12,260,707	33,407,657,138	2,724.77
Instant Tea	1,339,389	4,346,340,971	3,245.02
Green Tea	2,163,564	8,383,926,618	3,875.05
Total	119,112,795	210,954,164,148	1,771.05
JANUARY TO JUNE 2023			
Tea In Bulk	48,210,977	75,934,289,241	1,575.04
Tea In Packets	49,150,663	87,305,395,904	1,776.28
Tea In Bags	11,030,417	32,513,496,893	2,947.62
Instant Tea	1,571,284	5,405,517,971	3,440.19
Green Tea	2,254,619	8,762,850,276	3,886.62
Total	112,217,960	209,921,550,285	1,870.66

Source : Sri Lanka Customs Statistical Dept.

MAJOR IMPORTERS OF SRI LANKA TEA

Page No 16

Country	Bulk Tea	Packeted Tea	Tea Bags	Instant Tea	Green Tea	Total 2024	Total 2023
IRAQ	903,345.00	13,578,554.00	181,405.00	006.00	11,490.00	14,674,800.00	14,733,008.00
RUSSIA	11,104,018.00	1,493,964.00	256,799.00	1,366.00	196,045.00	13,052,192.00	12,342,235.00
U.A.E.	7,192,559.00	4,258,802.00	206,342.00	3,042.00	259,459.00	11,920,204.00	7,496,666.00
TURKEY	3,402,722.00	5,077,076.00	151,844.00		6,835.00	8,638,476.00	13,338,914.00
IRAN	4,107,240.00	2,177,373.00	10,434.00			6,295,047.00	2,466,437.00
CHINA	5,123,835.00	565,274.00	98,197.00	31,786.00	47,877.00	5,866,969.00	5,777,229.00
AZERBAIJAIN	4,992,072.00	196,969.00	3,227.00	014.00	5,685.00	5,197,966.00	4,317,899.00
SAUDI ARABIA	972,044.00	2,225,974.00	1,217,907.00	19,050.00	100,515.00	4,535,490.00	3,392,657.00
CHILE	3,268,090.00	98,993.00	810,056.00	513.00	31,059.00	4,208,711.00	3,095,476.00
GERMANY	2,586,382.00	859,446.00	78,305.00	32,000.00	17,107.00	3,573,239.00	3,064,497.00
SYRIA	670,400.00	2,289,698.00	493,702.00	500.00	240.00	3,454,540.00	3,168,227.00
LIBYA		2,950,659.00	360.00		71,527.00	3,022,546.00	4,229,892.00
U.S.A.	920,019.00	1,114,682.00	519,281.00	84,503.00	343,421.00	2,981,907.00	2,671,457.00
JORDAN		1,306,512.00	1,080,092.00		7,827.00	2,394,430.00	2,461,383.00
JAPAN	1,729,252.00	102,980.00	340,887.00	13,200.00	4,631.00	2,190,949.00	2,273,800.00
TAIWAN	1,810,945.00	202,139.00	22,175.00	16,920.00	40,734.00	2,092,912.00	1,943,923.00
POLAND	645,392.00	252,215.00	911,242.00		91,665.00	1,900,515.00	1,536,539.00
HONG KONG	1,294,947.00	259,434.00	42,258.00	029.00	7,679.00	1,604,347.00	1,571,556.00
BELGIUM	14,982.00	1,344,617.00	59,950.00		7,868.00	1,427,417.00	1,687,861.00
AUSTRALIA	145,247.00	257,946.00	820,465.00	5,840.00	94,303.00	1,323,801.00	997,045.00
KUWAIT	3,028.00	829,247.00	332,365.00		16,956.00	1,181,596.00	909,356.00
ITALY	1,129,580.00	41,073.00	5,761.00	600.00	3,019.00	1,180,033.00	1,017,047.00
IRELAND		531.00	6,912.00	1,038,720.00	1,586.00	1,047,749.00	1,305,507.00
UKRAINE	577,999.00	205,897.00	45,644.00		137,808.00	967,348.00	1,066,519.00
LEBANON	175.00	831,467.00	84,188.00		6,686.00	922,516.00	1,331,830.00

WORLD TEA PRODUCTION (M/KGS)

	2022	2023	2024	TODATE			DIFFERENCE +/-	
	2022	2023	2024	2022	2023	2024	2022 vs 2023	2023 vs 2024
June								
Sri Lanka	20.3	23.1	23	133.3	134.7	127.4	1.4	-7.3

	2022	2023	2024	TODATE			DIFFERENCE +/-	
	2022	2023	2024	2022	2023	2024	2022 vs 2023	2023 vs 2024
May								
Bangladesh	7.4	8.2	4.8	14.5	13.7	11.5	-0.8	-2.2
North India	101.4	104.9	77.2	227.9	236.9	188.4	9	-48.5
South India	27.8	25.7	13.7	95.7	84.9	75.2	-10.8	-9.7

	2022	2023	2024	TODATE			DIFFERENCE +/-	
	2022	2023	2024	2022	2023	2024	2022 vs 2023	2023 vs 2024
Apr								
Malawi	7	5.9	6	25.9	24.9	26.8	-1	1.9

	2022	2023	2024	TODATE			DIFFERENCE +/-	
	2022	2023	2024	2022	2023	2024	2022 vs 2023	2023 vs 2024
Mar								
Kenya	46.5	30.5	54.3	136.3	118.1	168.8	-18.2	50.7



DETAILS OF AWAITING SALE

SALE NO : 29

Scheduled for 22ND/23RD JULY 2024

	LOTS	QUANTITY
ExEstate	804	809,291
High & Medium	1,768	802,071
Leafy	2,015	789,511
Semi Leafy	1,635	710,442
Tippy	2,047	1,009,557
Premium Flowery	409	68,990
OffGrades	2,199	1,122,692
Dust	549	494,306
Total	11,426	5,806,860
RePrint	408	180,933

29/07/2024

Buyers Prompt

30/07/2024

Sellers Prompt

This sale last year
Sale No. 29 | 25TH/ 26TH JULY 2023

Lots :10,718
Re-print Lots :862
Quantity :5,889,912 kgs
Re-print Quantity :503,698 kgs

LOW GROWN CATALOGUES

Violations Excluded

04/07/2024

LEAFY

Closed

SEMI-LEAFY

Closed

TIPPY

Closed

OTHER MAIN SALE CATALOGUES

04/07/2024

HIGH & MEDIUM

Closed

PREMIUM FLOWERY

Closed

OFF GRADES

Closed

NO .OF PKGS

156,632

CTC

10,015 Pkgs - 537,997 kgs

ORDER OF SALE

Ex-Estate

LG Large Leaf//Semi Leafy/LG
Small Leaf/BOP1A/ Premium

High & Medium/Off
Grade /Dust

AS

MB

EB

LC

BC

JK

CTB

AS

AS

JK

CTB

MB

FW

LC

FW

EB

EB

BC

BC

JK

LC

MB

FW

CTB

Approx Selling time of
F&W Catalogues

22ND

JULY 2024

11.30am

Main Sale - High & Medium

3.30pm

Low Grown - Semi Leafy Teas

5.00pm

Low Grown - Leafy Teas

5.00pm

Low Grown - Tippy Teas

23RD

JULY 2024

8.30am

BOP1A

09.00am

Off Grades

9.30am

Premium Flowery

10.30am

Ex-Estate

12.30pm

Dust

BC - Bartleet Produce Marketing (Pvt) Ltd FW - Forbes & Walker Tea Brokers (Pvt) Ltd

LC - Lanka Commodity Brokers Ltd AS - Asia Siyaka Commodities PLC

EB - Eastern Brokers Ltd JK - John Keells PLC

CTB - Ceylon Tea Brokers PLC MB - Mercantile Produce Brokers (Pvt)Ltd

DETAILS OF AWAITING SALE

SALE NO : 30
Scheduled for 30TH/31ST JULY 2024

	LOTS	QUANTITY
ExEstate	817	846,965
High & Medium	1,920	844,062
Leafy	1,951	740,917
Semi Leafy	1,596	688,587
Tippy	1,969	962,308
Premium Flowery	486	71,261
OffGrades	2,159	1,128,499
Dust	571	511,472
Total	11,469	5,794,071
RePrint	725	329,291

06/08/2024

Buyers Prompt

07/08/2024

Sellers Prompt

This sale last year
Sale No. 30 | 31ST JULY/ 02ND AUG 2023

Lots	:11,359
Re-print Lots	:852
Quantity	:6,095,342 kgs
Re-print Quantity	:478,978 kgs

LOW GROWN CATALOGUES

Violations Excluded

11/07/2024

LEAFY
Closed

SEMI-LEAFY
Closed

TIPPY
Closed

OTHER MAIN SALE CATALOGUES

11/07/2024

HIGH &
MEDIUM
Closed

PREMIUM
FLOWERY
Closed

OFF
GRADES
Closed

NO .OF PKGS
155,248

CTC
10,570 Pkgs - 569,577 kgs

CATALOGUE CLOSURE DETAILS

30/31

JULY 2024

Sale No. 30

The Ex-Estate catalogue closed on 11th July2024., excluding violations. The Main Sale catalogues too closed on 11th July2024., excluding violations.

06/07

AUGUST 2024

Sale No. 31

The Ex-Estate and Main Sale catalogues are scheduled to close on 18th July2024.

13/14

AUGUST 2024

Sale No. 32

The Ex-Estate and Main Sale catalogues are scheduled to close on 25th July 2024.

TEA MARKETS AROUND THE WORLD

MOMBASA AUCTION

SALE OF - 15TH/16TH JULY 2024 (SALE NO. 29)

Fair demand prevailed for the 296,403 packages (19,991,106.00 kilos) on offer with 55.32% unsold.

MARKETS

Pakistan Packers showed useful support with more activity from Egyptian Packers. UK, Yemen and other Middle Eastern countries maintained interest while Bazaar and Afghanistan saw reduced enquiry. Kazakhstan, other CIS states and Russia lent more support with Sudan and South Sudan active. Local Packers were less active with Iran absent. Somalia maintained activity at the lower end of the market.

OFFERINGS

Leaf Grades - 175,344 packages (11,581,070.00 kilos) - 61.00% unsold.

Dust Grades - 91,800 packages (6,879,432.00 kilos) - 51.29% unsold.

Secondary Grades - 29,259 packages (1,530,604.00 kilos) - 33.97% unsold.

LEAF GRADES (M2)

BP1:

Best - Saw more enquiry at firm to USC46 above previous prices.

Brighter - Steady to dearer by up to USC18.

Mediums - KTDA mediums held value where sold while plantation mediums appreciated by up to USC16.

Lower Medium - Were irregular ranging between firm to dearer by USC15 to easier by up to USC17.

Plainer - Varied between steady to USC15 dearer to USC26 below last levels.

PF1:

Best - Were irregular but mostly dearer by up to USC12 with some lines discounted by up to USC7.

Brighter - Gained up to USC14.

Mediums - KTDA mediums were firm to USC6 easier and a number of teas were neglected while plantation mediums were steady to USC13 above previous rates.

Lower Medium - Irregular ranging between USC17 dearer to USC13 below previous rates.

Plainer - Varied between firm to USC19 dearer to easier by up to USC17.

CTC QUOTATIONS	BP1 - USC	PF1 - USC
<i>Best</i>	255 - 342	303 - 374
<i>Good</i>	255 - 267	272 - 322
<i>Good Medium</i>	230 - 274	230 - 311
<i>Medium (KTDA)</i>	250 - 252	200 - 284
<i>Medium (Plantations)</i>	110 - 173	125 - 214
<i>Lower Medium</i>	094 - 168	102 - 174
<i>Plainer</i>	036 - 132	050 - 112

DUST GRADES (M1)

PDUST:

Best - Varied between steady to USC22 dearer to easier by up to USC10.

Brighter - Firm to USC5 dearer.

Mediums - KTDA mediums were steady with a few invoices dearer by USC9 but a number of teas remained unsold. Plantation mediums were irregular ranging between firm to USC18 dearer to USC6 below last prices.

Lower Medium - Appreciated by up to USC21.

Plainer - Were mostly easier by up to USC27 but a few teas advanced by up to USC5.

DUST1:

Best - Met improved interest and gained up to USC15 with selected lines dearer by USC132.

Brighter - Irregularly dearer by up to USC20.

Mediums - Most KTDA mediums held value with some teas irregular ranging between USC6 dearer to easier by USC4 and others were neglected. Plantation mediums Varied between firm to USC14 dearer to easier by up to USC6.

Lower Medium - Saw some teas appreciate by up to USC14 while others lost up to USC11.

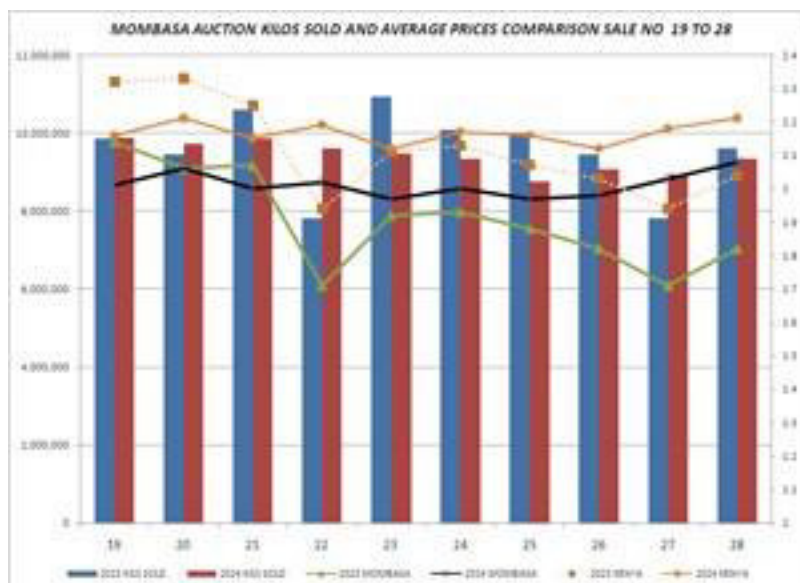
Plainer - Varied between USC12 dearer to easier by up to USC13.

CTC QUOTATIONS	PDUST - USC	DUST1 - USC
<i>Best</i>	270 - 338	270 - 455
<i>Good</i>	270 - 290	270 - 286
<i>Good Medium</i>	270 - 277	270 - 293
<i>Medium (KTDA)</i>	258 - 267	245 - 269
<i>Medium (Plantations)</i>	125 - 215	135 - 220
<i>Lower Medium</i>	100 - 179	106 - 151
<i>Plainer</i>	051 - 123	055 - 124

SECONDARY GRADES (S1)

In the Secondary Catalogues, best BPs tended easier with others steady while PFs held value. Clean well sorted coloury Fannings were steady at previous rates with similar DUSTs dearer. Other Fannings were firm while DUSTs gained. BMFs were well absorbed.

SECONDARY QUOTATIONS (USC)	BP/BP2	PF/PF2	FNGS1/FNGS	DUST/DUST2	BMF
Best / Good	159 - 225	150 - 229	050 - 204	060 - 258	-
Good Medium / Medium	-	-	125 - 132	125 - 215	-
Lower Medium	093 - 109	057 - 130	070 - 120	048 - 120	062 - 084
Plainer	056 - 114	045 - 098	045 - 086	030 - 104	040 - 068



Courtesy - Africa Tea Brokers Limited.

BANGLADESH AUCTION

15TH JULY 2024 (SALE NO. 11)

CTC LEAF : 49,512 packages of teas on offer once again met with a fair demand.

BROKENS: Well made good liquoring Brokens were a fairly good market but were mostly easier in line with quality. Medium and plainer types met with less demand and witnessed more withdrawals. BLF teas met with limited demand with more withdrawals.

FANNINGS: Well made good liquoring Fannings met with a fairly good demand with prices easing slightly in line with quality. Medium and plainer types met with less demand and witnessed more withdrawals. BLF teas met with limited demand with more withdrawals.

DUST: 9,964 packages of teas on offer met with a fair demand. Good liquoring Dusts sold well at slightly easier rates. Mediums were also an easier market and prices decline by Tk.5/- to Tk.7/- closely following quality. Plain and BLF Dusts met with limited demand with fair withdrawals. Blenders lent good support with fair interest from the Loose tea buyers.

COMMENTS: Offerings were again heavier this week which generally met with less demand. Blenders lent fair support but Loose tea buyers were selective. There were more withdrawals this week.

Dusts were an easier market.

Our Catalogue: (Sale 11) Avg : Tk 219.67, Sold 66.39 % , (Sale 10) Avg : Tk 224.80, Sold 71.32%.

QUOTATIONS	BROKENS	QUOTATIONS	FANNINGS
Best	1.96-2.05	Best	1.96-2.05
Good	1.84-1.92	Good	1.84-1.92
Medium	1.75-1.79	Medium	1.66-1.79
Plain	1.37-1.49	Plain	1.37-1.49
BLF	1.37-1.45	BLF	1.37-1.45

Courtesy - National Brokers Limited.

TEA MARKETS AROUND THE WORLD

COONOR AUCTION

SALE OF - 11TH JULY 2024 (SALE NO. 28)

CTC LEAF

DEMAND:

Good Demand at easier price levels.

MARKET:

The total CTC leaf teas sold this week was 81.87% (1,572,014.57kgs) of the total offering of 1,920,194.87Kgs.

BEST:

Modest quantity of larger broken sold at irregular prices. Medium broken sold dearer on quality and competition erratically. Smaller broken prices were irregularly easier except for select invoices at the top end sold firm to dearer. Fanning met with firm to dearer prices especially at the lower end and saw an increase in line with competition.

GOOD:

Limited volume of larger broken on offer sold Rs. 3 easier at the lower end whilst the top end fetched about 8 rupees dearer on competition. Medium broken saw irregular prices. Smaller broken grades sold at barely steady prices. Fanning sold dearer on quality and competition.

BETTER MEDIUM:

Larger broken sold easier by Rs. 2 to 3. Medium, smaller broken and fanning at the lower end saw a decline by Rs. 2 to 3 whilst at the top end saw a surge and prices increased substantially.

MEDIUM :

Select larger broken at the lower end sold dearer by Rs. 4 whilst larger volume sold easier by Rs. 3 to 5. Medium broken sold easier by Rs. 3 to 4. Smaller broken sold barely steady to easier.

PLAINER:

Larger broken sold easier by Rs. 2 to 4 remaining grades declined by Rs. 2 to 5.

The Major blenders absorption was at 57.06% of the total CTC leaf sold.

ORTHODOX LEAF

DEMAND:

Fair demand.

MARKET:

The high grown whole leaf sold easier following quality, except for select few invoices which sold dearer on competition. Broken grades too saw a decline in prices following quality. Fanning however, held to last sold prices. Other whole leaf sold barely steady to easier with broken grades seeing a sharp decline in prices. Fanning at the lower end eased whilst the top end held to firm prices.

CTC DUST

DEMAND:

Continued weak demand.

MARKET:

CTC dust offer this week was at 530,787.36Kgs of which 329,809.76kgs were sold (62.14%).

BEST:

All grades saw a sharp decline in prices except for a few odd invoices of the finer dust which sold at steady prices.

GOOD:

PD eased substantially easier whilst, RD sold at barely steady. Finer dust too saw a steep falling away in prices.

BETTER MEDIUM:

All sorts in this category declined by Rs. 4 to 5 or more with larger weight of teas remaining unsold.

MEDIUM:

All sorts sold at easier by Rs. 4 to 5.

PLAINER:

This category of teas sold easier by Rs. 3 to 5, with a larger percentage of teas remaining unsold.

ORTHODOX DUST

DEMAND:

Fair demand at easier prices.

MARKET:

High grown primary sold easier as per quality. The secondary sold easier as per quality. Other category primary dust too saw a decline in prices especially at the top end, secondary dust sold at barely steady to easier prices.

Courtesy - J.Thomas & Co. Pvt. Ltd.,

KOLKATA AUCTION

Good demand. Good and best Assams are selling at barely steady to easier levels. Western India - Active , HUL - Operating , TCPL - Selective so far , Exporters - Some enquiry. Based on JT's (1st session) catalogue.

Courtesy - ASSOCIATED BROKERS PVT. LTD. Kolkata

GUWAHATI AUCTION

Good demand at levels irregular around last . (ETB -85% , PAR running at 80%). HUL / TCPL / Western India / Internal / Exporters operating .

Courtesy - ASSOCIATED BROKERS PVT. LTD, Guwahati

MALAWI /COCHIN AUCTION

The above market report details were not available at the time of printing this publication.